

HARVESTERS AND FISHWORKERS
 FORUM MONDIAL DES PÊCHEURS ET TRAVAILLEURS DE LA PÊCHE
 FORO MUNDIAL DE PESCADORES Y TRABAJADORES DE LA PESCA



Loctudy, October 2000

INTRODUCTION

TO THE MEMBERS OF WORLD FORUM

OF FISH HARVESTERS AND FISHWORKERS



Temporary Document

Laure Pecquerie

ACCN NO: 1301
 MEN NO: 2139

World Forum of Fish Harvesters and Fishworkers
 Valiathura, Thiruvananthapuram - 695008
 INDIA
 Tel: / Fax: 91 471 501376
 E-mail: nff@md2.vsnl.net.in
 Web page: www.south-asian-initiative.org

Canadian Council of Professional Fish Harvesters
 Conseil Canadien des Pêcheurs Professionnels
 71 Bank - Suite 700, Ottawa, CANADA - K1P 5N2
 Tel: (613) 235-3474 / Fax: (613) 231-4313
 E-mail: ccpfh@fox.nstn.ca
 H-page: <http://www.ccpfh-ccpp.org>



Loctudy, October 2nd , 2000,

Dear Madam, Dear Sir,

This file is aimed at introducing the members of the World Forum of Fish Harvesters and Fishworkers. During the debates, this file should also allow you to identify the speakers with greater ease.

You will find, in each section, a map, an overall presentation and a few social and economical data on the state of the fishing activities in each of these countries, as well as a short introduction to the present organizations.

Nevertheless, some of the required data was missing, in particular the historical backgrounds of these organizations. I am sincerely looking forward to being able , with your help, to fill these gaps.

Best Regards,

Yours sincerely,

Laure Pecquerie

TABLE OF CONTENTS

<u>AFRICA</u>	4
SOUTH AFRICA	5
BENIN	7
GUINEA.....	9
MADAGASCAR.....	11
MALI.....	13
UGANDA.....	15
SENEGAL	17
<u>AMERICA</u>	18
ARGENTINA	19
CANADA	21
CHILE.....	22
COSTA RICA.....	25
ECUADOR.....	27
UNITED STATES	29
GUATEMALA.....	31
HONDURAS	33
MEXICO	35
NICARAGUA.....	37
PANAMA	39
PERU.....	41
EL SALVADOR	43
<u>ASIA</u>	45
BANGLADESHI	46
INDIA	48
MALAYSIA	50
PAKISTAN	52
FILIPINAS.....	54
SRI LANKA.....	56
<u>EUROPE</u>	58
SPAIN.....	59
FRANCE	61
ICELAND	63
NORWAY	65
UNITED KINGDOM	67
<u>OCEANIA</u>	69
NEW ZEALAND	70

AFRICA

SOUTH AFRICA



General Presentation

Population	43 000 000
Density (in hab/km ²)	35,00
GDP per capita (1997)	2 690
Fish Production (in tons) (inland + marine)	517 000
Employment of the fish sector (fishery, sale...)	160 000
Consumption of fish / hab / year (in kg)	9,5

Geography

Area (in sq.km)	1 220 000
Length of coastline (in km)	2 800
Water area (in sq.km)	
Exclusive Economic Zone (sq. km)	1 555 000

Fishery Resources

fish	Hake, Sardine, Herring, Anchovy
molluscs	Ormer, Squid
crustaceans	Rock Lobster, Dublin Bay Prawn, Red Crab

Fishing and Unloading Zones

Artisanal fleet

Industrial fleet

Structure of the fleet (number of units, % motorized,...)

Artisanal fleet

Industrial fleet

Total

3 020

Employment

Artisanal fishermen

Industrial fishermen

Total Fishermen

Women

Sale, Process, Transport...

Total (at ground and at sea)

Marketing and Distribution

Number of firms

Exportations (in US \$)

164 000 000

Importations (in US \$)

116 000 000

Organization

Name

Food and Allied Workers Union

FAWU

Date of creation

Number of Members

Objectives

Problems

History

BENIN



General Presentation

Population	6 100 800
Density (in hab/km ²)	54
GDP per capita (1997)	400
Fish Production (in tons) (inland + marine)	41 700
Employment of the fish sector (fishery, sale...)	
Consumption of fish / hab / year (in kg)	

Geography

Area (in sq.km)	112 600
Length of coastline (in km)	120
Water area (in sq.km)	3 100
Exclusive Economic Zone (sq. km)	

Fishery Resources

fish

molluscs

crustaceans

Fishing and Unloading Zones

Artisanal fleet

Industrial fleet

Structure of the fleet (number of units, % motorized,...)

Artisanal fleet

Industrial fleet

Total

Employment

Artisanal fishermen

Industrial fishermen

Total Fishermen

Women

Sale, Process, Transport...

Total (at ground and at sea)

Marketing and Distribution

Number of firms

Exportations (in US \$)

Importations (in US \$)

Organization

Name

Union des Professionnels de la Pêche du Bénin

UPPB

Date of creation

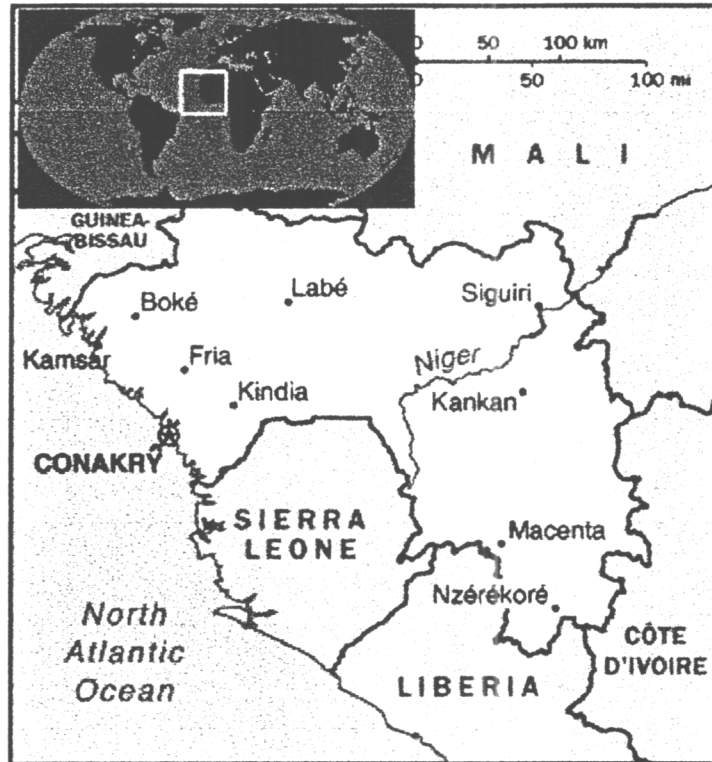
Number of Members

Objectives

Problems

History

GUINEA



General Presentation

Population	7 500 000
Density (in hab/km ²)	30,5
GDP per capita (1997)	520
Fish Production (in tons) (inland + marine)	87 000
Employment of the fish sector (fishery, sale...)	100 000
Consumption of fish / hab / year (in kg)	

Geography

Area (in sq.km)	246 000
Length of coastline (in km)	320
Water area (in sq.km)	
Exclusive Economic Zone (sq. km)	

Fishery Resources

fish	
molluscs	
crustaceans	

Fishing and Unloading Zones

Artisanal fleet

Industrial fleet

Structure of the fleet (number of units, % motorized,...)

Artisanal fleet

Industrial fleet

Total

Employment

Artisanal fishermen

70 000

Industrial fishermen

5 000

Total Fishermen

Women

Sale, Process, Transport...

Total (at ground and at sea)

Marketing and Distribution

Number of firms

Exportations (in US \$)

38 500 000

Importations (in US \$)

Organization

Name

Union Nationale des Pêcheurs Artisans de Guinée

Date of creation

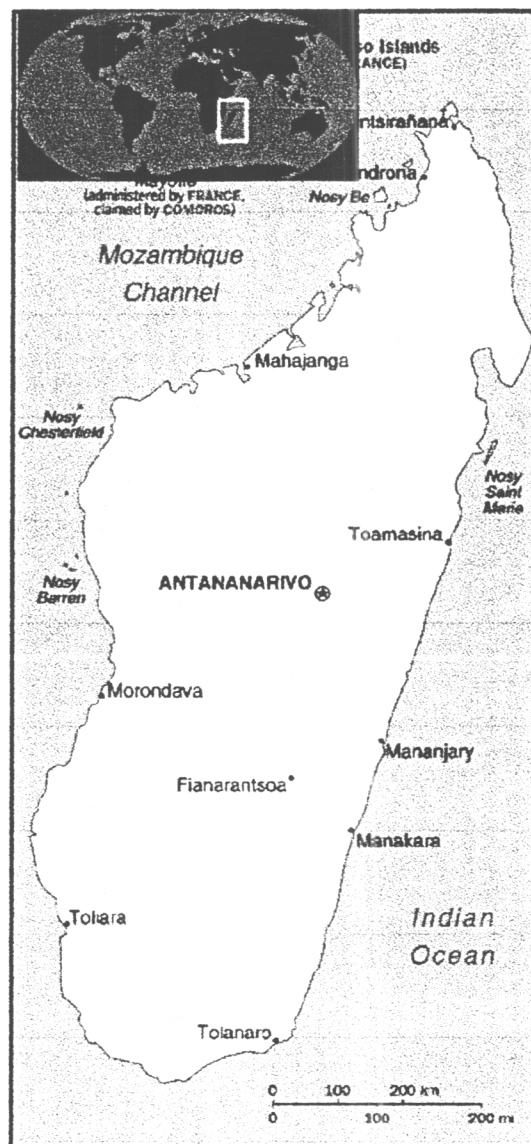
Number of Members

Objectives

Problems

History

MADAGASCAR



General Presentation

Population	15 000 000
Density (in hab/km ²)	26
GDP per capita (1997)	256
Fish Production (in tons) (inland + marine)	125 000
Employment of the fish sector (fishery, sale...)	
Consumption of fish / hab / year (in kg)	

Geography

Area (in sq.km)	587 000
Length of coastline (in km)	4 800
Water area (in sq.km)	
Exclusive Economic Zone (sq. km)	

Fishery Resources

fish	Tuna, Sea Bream, Surmulet , Grouper
molluscs	Trepang
crustaceans	Prawn, Rock Lobster

Fishing and Unloading Zones

Artisanal fleet	
Industrial fleet	

Structure of the fleet (number of units, % motorized, ...)

Artisanal fleet	
Industrial fleet	
Total	

Employment

Artisanal fishermen	45 000
Industrial fishermen	
Total Fishermen	
Women	
Sale, Process, Transport...	
Total (at ground and at sea)	

Marketing and Distribution

Number of firms	
Exportations (in US \$)	
Importations (in US \$)	

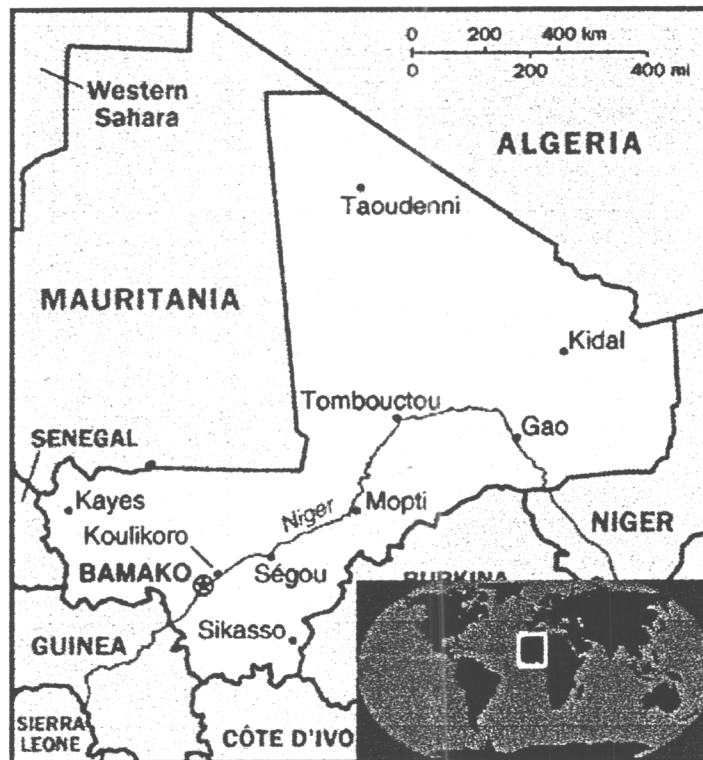
Organization

Name	Collectif des Organisations Maritimes Malgaches
	COMM
Date of creation	1998
Number of Members	12 organizations
Objectives	support the fishermen
	fight injustice
Problems	

History

--	--

MALI



General Presentation

Population	10 109 000
Density (in hab/km ²)	8
GDP per capita (1997)	270
Fish Production (in tons) (inland + marine)	
Employment of the fish sector (fishery, sale...)	
Consumption of fish / hab / year (in kg)	

Geography

Area (in sq.km)	1 250 000
Length of coastline (in km)	0
Water area (in sq.km)	20 000
Exclusive Economic Zone (sq. km)	

Fishery Resources

fish	
molluscs	
crustaceans	

Fishing and Unloading Zones

Artisanal fleet

Industrial fleet

Structure of the fleet (number of units, % motorized, ...)

Artisanal fleet

Industrial fleet

Total

Employment

Artisanal fishermen

Industrial fishermen

Total Fishermen

Women

Sale, Process, Transport...

Total (at ground and at sea)

Marketing and Distribution

Number of firms

Exportations (in US \$)

Importations (in US \$)

Organization

Name

Union Nationale des Pêcheurs et Pisciculteurs
du Mali

Date of creation

Number of Members

Objectives

Problems

History

Fishing and Unloading Zones

Artisanal fleet	Victoria Lake, Kyoga Lake, Albert Lake
Industrial fleet	

Structure of the fleet (number of units, % motorized,...)

Artisanal fleet	
Industrial fleet	
Total	

Employment

Artisanal fishermen	
Industrial fishermen	
Total Fishermen	
Women	
Sale, Process, Transport...	
Total (at ground and at sea)	

Marketing and Distribution

Number of firms	9
Exportations (in US \$)	31 000 000
Importations (in US \$)	

Organization

Name	Uganda Fisheries and Fish Conservation
Date of creation	
Number of Members	
Objectives	
Problems	

History

SENEGAL



General Presentation

Population	9 400 000
Density (in hab/km ²)	48
GDP per capita (1997)	780
Fish Production (in tons) (inland + marine)	420 000
Employment of the fish sector (fishery, sale...)	216 000
Consumption of fish / hab / year (in kg)	28

Geography

Area (in sq.km)	197 000
Length of coastline (in km)	720
Water area (in sq.km)	400
Exclusive Economic Zone (sq. km)	60 000

Fishery Resources

fish	Oil Sardine, Mackerel, Hake
molluscs	Cephalopods
crustaceans	Prawn, Crab, Rock Lobster

Fishing and Unloading Zones

Artisanal fleet	Soumbédioune, Hann, Joal, Mbour
Industrial fleet	Saint Louis

Structure of the fleet (number of units, % motorized,...)

Artisanal fleet	12 000 canoes (95 % motorized)
Industrial fleet	280
Total	12 280

Employment

Artisanal fishermen	60 000
Industrial fishermen	16 000
Total Fishermen	
Women	
Sale, Process, Transport...	
Total (at ground and at sea)	216 000

Marketing and Distribution

Number of firms	100
Exportations (in US \$)	
Importations (in US \$)	

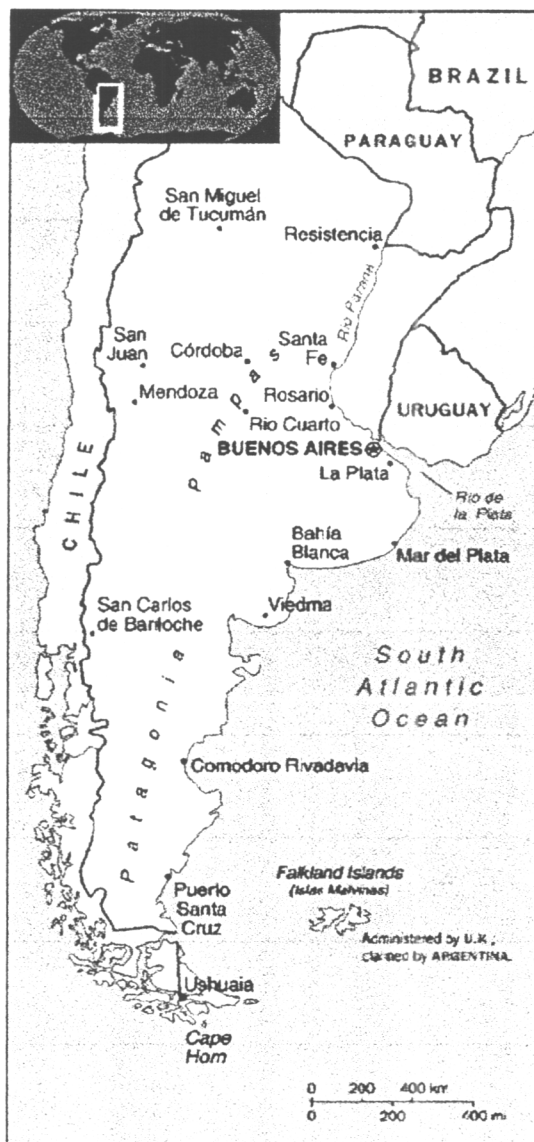
Organization

Name	Collectif National des Pêcheurs Artisanaux du Sénégal (CNPS)
Date of creation	1987
Number of Members	10 000
Objectives	Defending the interest of artisanal fishermen Safety, Improving the life conditions
Problems	

History

AMERICA

ARGENTINA



General Presentation

Population	36 266 000
Density (in hab/km ²)	13
GDP per capita (1997)	8 300
Fish Production (in tons) (inland + marine)	1 100 000
Employment of the fish sector (fishery, sale...)	45 000
Consumption of fish / hab / year (in kg)	

Geography

Area (in sq.km)	2 767 000
Length of coastline (in km)	5 300
Water area (in sq.km)	30 200
Exclusive Economic Zone (sq. km)	

Fishery Resources	
fish	Merluza, Whiting, anchovy
molluscs	Squid
crustaceans	Prawn
Fishing and Unloading Zones	
Artisanal fleet	Bahia Blanca, Caleta Paula, Ushaia
Industrial fleet	Mar del Plata, Puerto Madryn
Structure of the fleet (number of units, % motorized,...)	
Artisanal fleet	
Industrial fleet	285
Total	
Employment	
Artisanal fishermen	
Industrial fishermen	
Total Fishermen	
Women	
Sale, Process, Transport...	
Total (at ground and at sea)	
Marketing and Distribution	
Number of firms	
Exportations (in US \$)	800 000 000
Importations (in US \$)	87 000 000
Organization	
Name	Natioanl Federation of Artisanal and Small Scale Fishermen Argentina (NFASSFA)
Date of creation	
Number of Members	
Objectives	
Problems	
History	

CANADA



General Presentation	
Population	30 500 000
Density (in hab/km ²)	3
GDP per capita (1997)	21 000
Fish Production (in tons) (inland + marine)	970 000
Employment of the fish sector (fishery, sale...)	127 000
Consumption of fish / hab / year (in kg)	10
Geography	
Area (in sq.km)	10 000 000
Length of coastline (in km)	24 400
Water area (in sq.km)	755 000
Exclusive Economic Zone (sq. km)	
Fishery Resources	
fish	Cod, Haddock, Tuna, Salmon, Herring
molluscs	Oyster, Clams, Squid
crustaceans	Lobster, Prawn

Fishing and Unloading Zones

Artisanal fleet	St John's, Dartmouth
Industrial fleet	Vancouver, Sook

Structure of the fleet (number of units, % motorized, ...)

Artisanal fleet	
Industrial fleet	
Total	

Employment

Artisanal fishermen	
Industrial fishermen	
Total Fishermen	
Women	
Sale, Process, Transport...	68 000
Total (at ground and at sea)	127 000

Marketing and Distribution

Number of firms	
Exportations (in US \$)	2 518 000 000
Importations (in US \$)	1 202 700 000

Organization

Name	Conseil Canadien des Pêcheurs Professionnels
	CCPP
Date of creation	1995
Number of Members	
Objectives	
Problems	

History

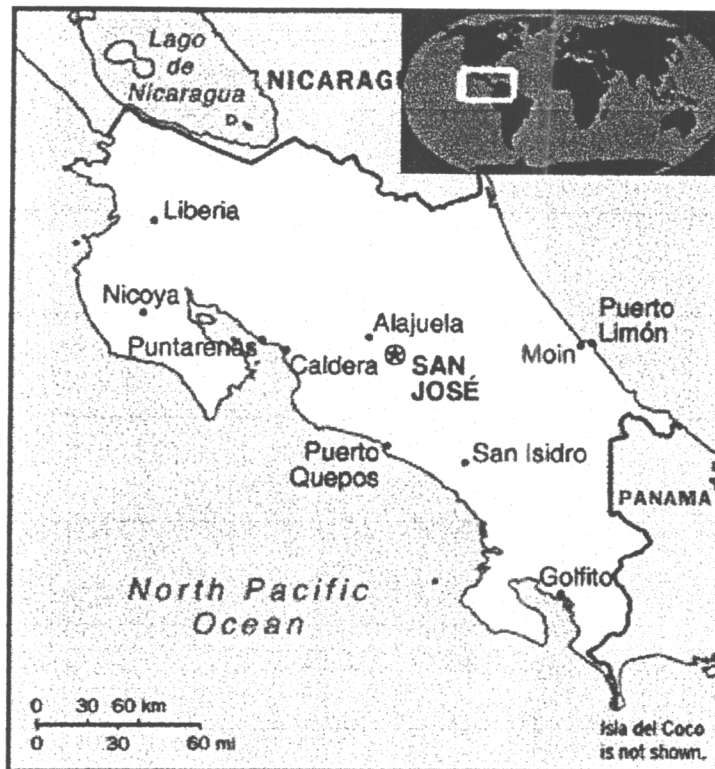
CHILE



General Presentation	
Population	14 800 000
Density (in hab/km ²)	20
GDP per capita (1997)	2 290
Fish Production (in tons) (inland + marine)	
Employment of the fish sector (fishery, sale...)	
Consumption of fish / hab / year (in kg)	
Geography	
Area (in sq.km)	757 000
Length of coastline (in km)	6 450
Water area (in sq.km)	8 150
Exclusive Economic Zone (sq. km)	

Fishery Resources	
fish	
molluscs	
crustaceans	
Fishing and Unloading Zones	
Artisanal fleet	
Industrial fleet	
Structure of the fleet (number of units, % motorized, ...)	
Artisanal fleet	
Industrial fleet	
Total	
Employment	
Artisanal fishermen	
Industrial fishermen	
Total Fishermen	
Women	
Sale, Process, Transport...	
Total (at ground and at sea)	
Marketing and Distribution	
Number of firms	
Exportations (in US \$)	
Importations (in US \$)	
Organization	
Name	CONAPACH
Date of creation	
Number of Members	
Objectives	
Problems	
History	

COSTA RICA



General Presentation	
Population	3 600 000
Density (in hab/km ²)	70
GDP per capita (1997)	1 900
Fish Production (in tons) (inland + marine)	
Employment of the fish sector (fishery, sale...)	
Consumption of fish / hab / year (in kg)	
Geography	
Area (in sq.km)	51 100
Length of coastline (in km)	1 300
Water area (in sq.km)	440
Exclusive Economic Zone (sq. km)	
Fishery Resources	
fish	
molluscs	
crustaceans	

Fishing and Unloading Zones

Artisanal fleet

Industrial fleet

Structure of the fleet (number of units, % motorized,...)

Artisanal fleet

Industrial fleet

Total

Employment

Artisanal fishermen

Industrial fishermen

Total Fishermen

Women

Sale, Process, Transport...

Total (at ground and at sea)

Marketing and Distribution

Number of firms

Exportations (in US \$)

Importations (in US \$)

Organization

Name

COOPETARCOLES

FEDEPESCU, INCOPESCA

Date of creation

Number of Members

Objectives

Problems

History

ECUADOR



General Presentation

Population	12 441 000
Density (in hab/km ²)	44
GDP per capita (1997)	1 620
Fish Production (in tons) (inland + marine)	
Employment of the fish sector (fishery, sale...)	
Consumption of fish / hab / year (in kg)	

Geography

Area (in sq.km)	284 000
Length of coastline (in km)	2 200
Water area (in sq.km)	6 720
Exclusive Economic Zone (sq. km)	

Fishery Resources

fish	Tuna
molluscs	
crustaceans	Prawn

Fishing and Unloading Zones	
Artisanal fleet	Manta , Guayaquil
Industrial fleet	
Structure of the fleet (number of units, % motorized,...)	
Artisanal fleet	8 230
Industrial fleet	550
Total	
Employment	
Artisanal fishermen	50 000
Industrial fishermen	15 000
Total Fishermen	
Women	
Sale, Process, Transport...	
Total (at ground and at sea)	
Marketing and Distribution	
Number of firms	
Exportations (in US \$)	921 000 000
Importations (in US \$)	
Organization	
Name	FENACOPEC
Date of creation	
Number of Members	
Objectives	
Problems	
History	

UNITED STATES



General Presentation	
Population	273 000 000
Density (in hab/km ²)	28
GDP per capita (1997)	28 500
Fish Production (in tons) (inland + marine)	4 740 000
Employment of the fish sector (fishery, sale...)	359 000
Consumption of fish / hab / year (in kg)	6,8
Geography	
Area (in sq.km)	9 630 000
Length of coastline (in km)	20 000
Water area (in sq.km)	470 000
Exclusive Economic Zone (sq. km)	500 000
Fishery Resources	
fish	Alaska Pollack, Pacific Salmon, Cod, Hake
molluscs	Clams
crustaceans	Crab, Prawn

Fishing and Unloading Zones	
Artisanal fleet	
Industrial fleet	
Structure of the fleet (number of units, % motorized,...)	
Artisanal fleet	100 000
Industrial fleet	23 000
Total	
Employment	
Artisanal fishermen	
Industrial fishermen	
Total Fishermen	170 000
Women	
Sale, Process, Transport...	130 000
Total (at ground and at sea)	
Marketing and Distribution	
Number of firms	
Exportations (in US \$)	
Importations (in US \$)	
Organization	
Name	AMCC, GFWA, IFR, PCFFA
Date of creation	
Number of Members	
Objectives	
Problems	
History	

GUATEMALA



General Presentation

Population	12 008 000
Density (in hab/km ²)	110
GDP per capita (1997)	1 770
Fish Production (in tons) (inland + marine)	1 500
Employment of the fish sector (fishery, sale...)	
Consumption of fish / hab / year (in kg)	

Geography

Area (in sq.km)	109 000
Length of coastline (in km)	430
Water area (in sq.km)	460
Exclusive Economic Zone (sq. km)	

Fishery Resources

fish	
molluscs	
crustaceans	Prawn, Rock Lobster

Fishing and Unloading Zones

Artisanal fleet	Champerico, San jose
Industrial fleet	

Structure of the fleet (number of units, % motorized,...)

Artisanal fleet	
Industrial fleet	
Total	8 000

Employment

Artisanal fishermen	
Industrial fishermen	
Total Fishermen	15 000
Women	
Sale, Process, Transport...	
Total (at ground and at sea)	

Marketing and Distribution

Number of firms	
Exportations (in US \$)	26 000 000
Importations (in US \$)	

Organization

Name	FENAPESCA Guatemala
Date of creation	
Number of Members	
Objectives	
Problems	

History

HONDURAS



General Presentation

Population	5 862 000
Density (in hab/km ²)	52
GDP per capita (1997)	880
Fish Production (in tons) (inland + marine)	21 500
Employment of the fish sector (fishery, sale...)	80 000
Consumption of fish / hab / year (in kg)	

Geography

Area (in sq.km)	112 000
Length of coastline (in km)	820
Water area (in sq.km)	200
Exclusive Economic Zone (sq. km)	

Fishery Resources

fish	
molluscs	
crustaceans	Prawn, Rock , Lobster

Fishing and Unloading Zones

Artisanal fleet

Industrial fleet

Structure of the fleet (number of units, % motorized, ...)

Artisanal fleet

Industrial fleet

Total

375

Employment

Artisanal fishermen

22 000

Industrial fishermen

Total Fishermen

Women

Sale, Process, Transport...

Total (at ground and at sea)

Marketing and Distribution

Number of firms

Exportations (in US \$)

38 850 000

Importations (in US \$)

Organization

Name

Federacion Nacional de Pescadores del Honduras

Date of creation

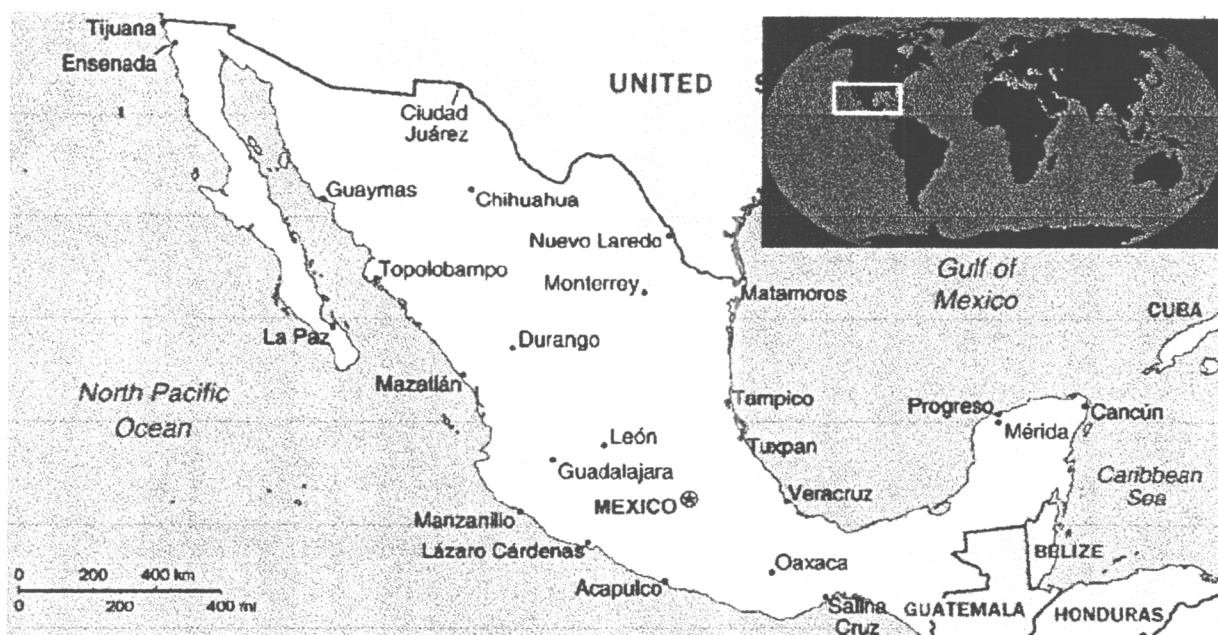
Number of Members

Objectives

Problems

History

MEXICO



General Presentation

Population	98 500 000
Density (in hab/km ²)	50
GDP per capita (1997)	5 300
Fish Production (in tons) (inland + marine)	1 254 000
Employment of the fish sector (fishery, sale...)	300 000
Consumption of fish / hab / year (in kg)	11

Geography

Area (in sq.km)	1 973 000
Length of coastline (in km)	11 500
Water area (in sq.km)	29 000
Exclusive Economic Zone (sq. km)	2 950 000

Fishery Resources

fish	Anchovy, Sardine, Tuna
molluscs	Oyster
crustaceans	Rock Lobster

Fishing and Unloading Zones

Artisanal fleet	Ensanada, Puerto Penasco
Industrial fleet	Tobolobampo, Mazatlan, La Paz

Structure of the fleet (number of units, % motorized, ...)

Artisanal fleet	
Industrial fleet	
Total	105 800

Employment

Artisanal fishermen	180 000
Industrial fishermen	
Total Fishermen	
Women	
Sale, Process, Transport...	
Total (at ground and at sea)	

Marketing and Distribution

Number of firms	
Exportations (in US \$)	
Importations (in US \$)	

Organization

Name	Red Nacional de Pescadores
Date of creation	
Number of Members	
Objectives	
Problems	

History

NICARAGUA



General Presentation

Population	4 600 000
Density (in hab/km ²)	35
GDP per capita (1997)	440
Fish Production (in tons) (inland + marine)	15 600
Employment of the fish sector (fishery, sale...)	
Consumption of fish / hab / year (in kg)	

Geography

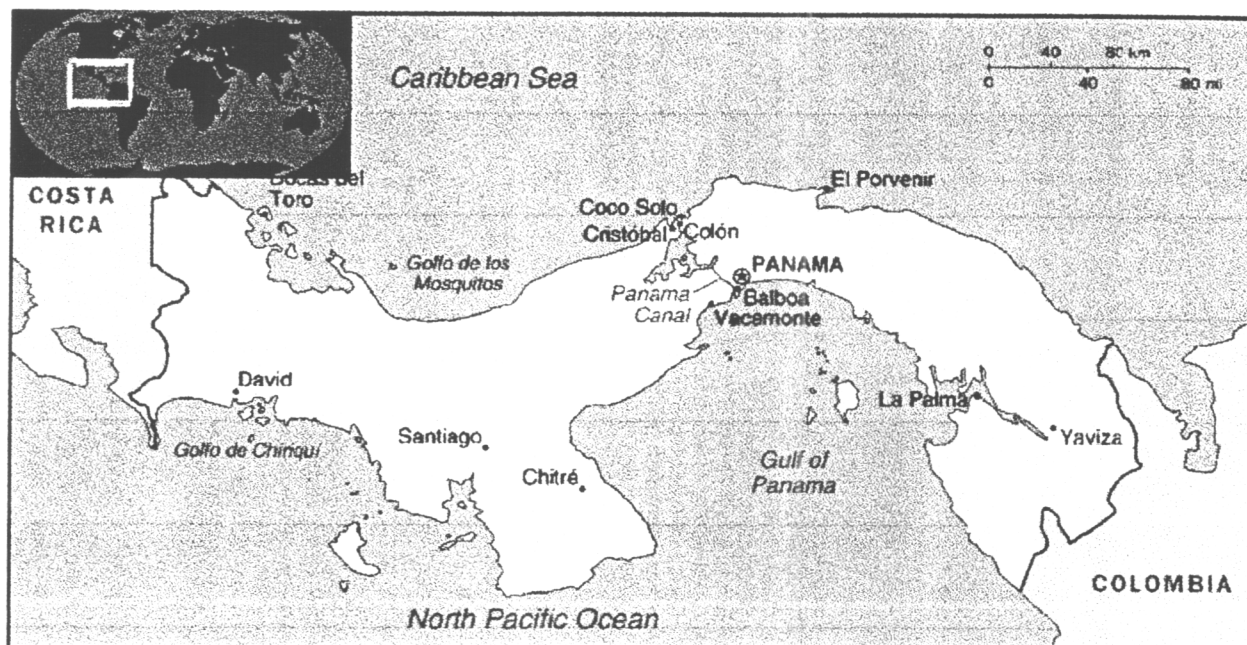
Area (in sq.km)	130 000
Length of coastline (in km)	910
Water area (in sq.km)	9 240
Exclusive Economic Zone (sq. km)	

Fishery Resources

fish	
molluscs	
crustaceans	Prawn, Rock Lobster

Fishing and Unloading Zones	
Artisanal fleet	
Industrial fleet	
Structure of the fleet (number of units, % motorized,...)	
Artisanal fleet	
Industrial fleet	
Total	240
Employment	
Artisanal fishermen	
Industrial fishermen	
Total Fishermen	
Women	
Sale, Process, Transport...	
Total (at ground and at sea)	
Marketing and Distribution	
Number of firms	
Exportations (in US \$)	90 000 000
Importations (in US \$)	
Organization	
Name	La Federacion Nicaraguense de Pescadores Artesanales
Date of creation	
Number of Members	
Objectives	
Problems	
History	

PANAMA



General Presentation

Population	2 736 000
Density (in hab/km ²)	35
GDP per capita (1997)	2 000
Fish Production (in tons) (inland + marine)	161 000
Employment of the fish sector (fishery, sale...)	
Consumption of fish / hab / year (in kg)	16

Geography

Area (in sq.km)	78 200
Length of coastline (in km)	2 490
Water area (in sq.km)	2 210
Exclusive Economic Zone (sq. km)	

Fishery Resources

fish	
molluscs	
crustaceans	Prawn

Fishing and Unloading Zones

Artisanal fleet

Industrial fleet

Structure of the fleet (number of units, % motorized, ...)

Artisanal fleet

Industrial fleet

Total

500

Employment

Artisanal fishermen

Industrial fishermen

Total Fishermen

Women

Sale, Process, Transport...

Total (at ground and at sea)

Marketing and Distribution

Number of firms

Exportations (in US \$)

Importations (in US \$)

Organization

Name

Federacion Nacional de Pescadores Artesanales

Date of creation

Number of Members

Objectives

Problems

History

PERU



General Presentation

Population	26 111 000
Density (in hab/km ²)	20
GDP per capita (1997)	2 300
Fish Production (in tons) (inland + marine)	8 500 000
Employment of the fish sector (fishery, sale...)	100 000
Consumption of fish / hab / year (in kg)	14

Geography

Area (in sq.km)	1 285 000
Length of coastline (in km)	2 400
Water area (in sq.km)	5 220
Exclusive Economic Zone (sq. km)	500 000

Fishery Resources

fish	Anchovy, Sardine, Mackerel
molluscs	Squid
crustaceans	

Fishing and Unloading Zones

Artisanal fleet	Chimbote, Lima, Piura, Supe
Industrial fleet	

Structure of the fleet (number of units, % motorized, ...)

Artisanal fleet	9 000
Industrial fleet	1 000
Total	10 000

Employment

Artisanal fishermen	
Industrial fishermen	
Total Fishermen	45 000
Women	
Sale, Process, Transport...	
Total (at ground and at sea)	

Marketing and Distribution

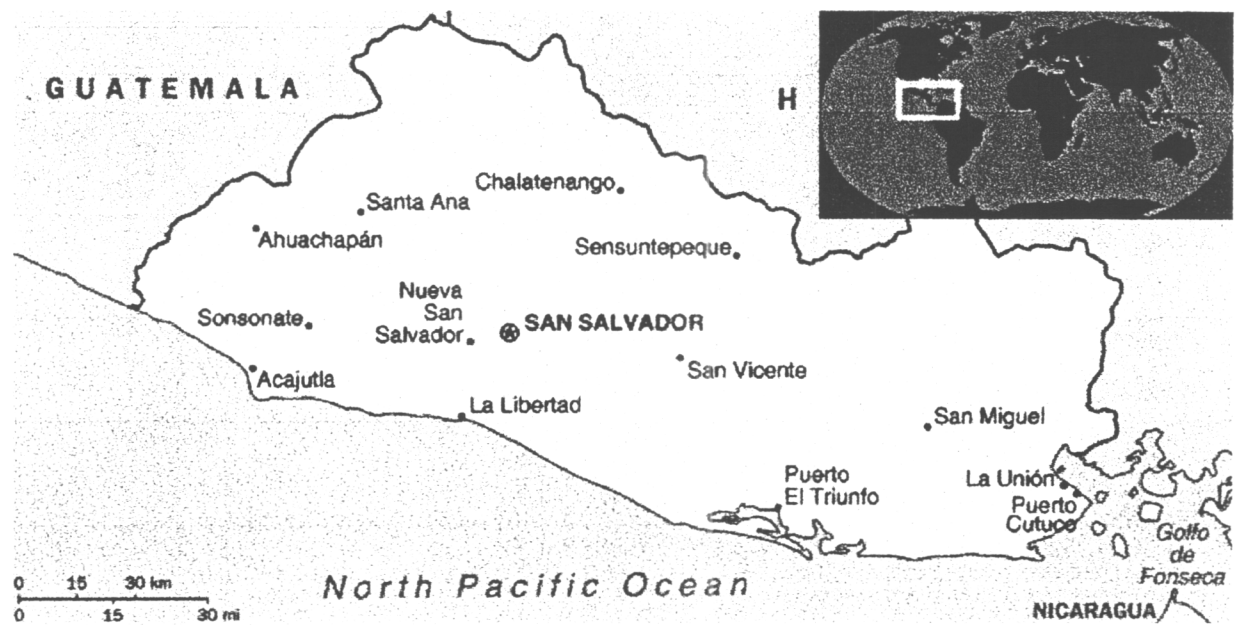
Number of firms	
Exportations (in US \$)	834 000 000
Importations (in US \$)	5 250 000

Organization

Name	Federacion de Interacion Y Unification de los Pescadores Artesanales del Peru (FIUPAP)
Date of creation	
Number of Members	
Objectives	
Problems	

History

EL SALVADOR



General Presentation

Population	6 100 000
Density (in hab/km ²)	290
GDP per capita (1997)	1 950
Fish Production (in tons) (inland + marine)	
Employment of the fish sector (fishery, sale...)	
Consumption of fish / hab / year (in kg)	

Geography

Area (in sq.km)	21 000
Length of coastline (in km)	300
Water area (in sq.km)	320
Exclusive Economic Zone (sq. km)	

Fishery Resources

fish	
molluscs	
crustaceans	

Fishing and Unloading Zones

Artisanal fleet	Puerto el Triunfo, Puerto Cutuco
Industrial fleet	

Structure of the fleet (number of units, % motorized,...)

Artisanal fleet	
Industrial fleet	95
Total	

Employment

Artisanal fishermen	21 000
Industrial fishermen	
Total Fishermen	
Women	
Sale, Process, Transport...	
Total (at ground and at sea)	

Marketing and Distribution

Number of firms	
Exportations (in US \$)	33 220 000
Importations (in US \$)	

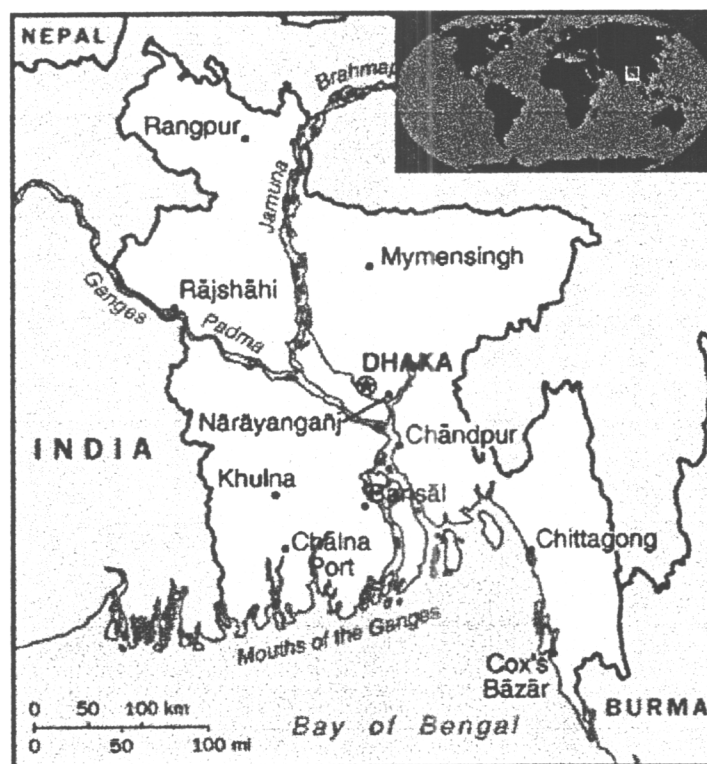
Organization

Name	Centro de Desarrollo Pesquero (CDP)
Date of creation	
Number of Members	
Objectives	
Problems	

History

ASIA

BANGLADESHI



General Presentation

Population	127 600 000
Density (in hab/km ²)	890
GDP per capita (1997)	200
Fish Production (in tons) (inland + marine)	900 000
Employment of the fish sector (fishery, sale...)	1 700 000
Consumption of fish / hab / year (in kg)	

Geography

Area (in sq.km)	144 000
Length of coastline (in km)	580
Water area (in sq.km)	10 000
Exclusive Economic Zone (sq. km)	

Fishery Resources

fish	
molluscs	
crustaceans	

Fishing and Unloading Zones

Artisanal fleet	Chittagong
Industrial fleet	

Structure of the fleet (number of units, % motorized,...)

Artisanal fleet	17 000 (40 % motorized)
Industrial fleet	53
Total	

Employment

Artisanal fishermen	300 000
Industrial fishermen	
Total fishermen	
Women	
Sale, Process, Transport...	
Total (at ground and at sea)	

Marketing and Distribution

Number of firms	
Exportations (in US \$)	
Importations (in US \$)	

Organization

Name	Bangladesh Jele Federation
Date of creation	
Number of Members	
Objectives	
Problems	

History

INDIA



General Presentation

Population	1 000 000 000
Density (in hab/km ²)	316
GDP per capita (1997)	350
Fish Production (in tons) (inland + marine)	4 700 000
Employment of the fish sector (fishery, sale...)	10 000 000
Consumption of fish / hab / year (in kg)	5,4

Geography

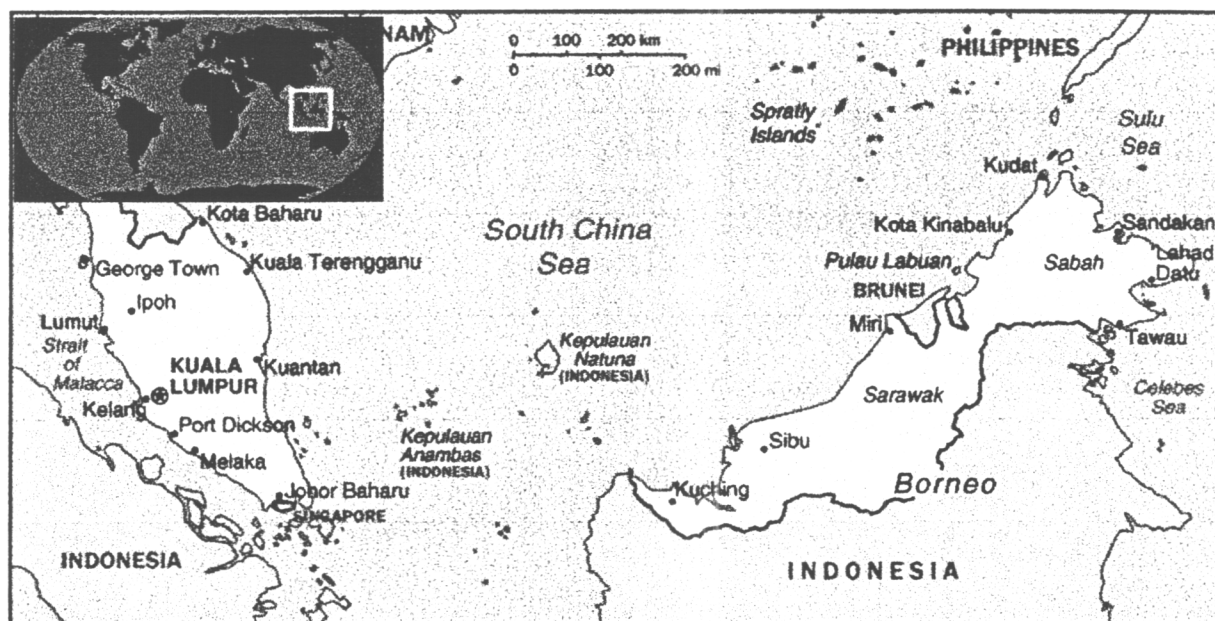
Area (in sq.km)	3 165 600
Length of coastline (in km)	8 130
Water area (in sq.km)	170 000
Exclusive Economic Zone (sq. km)	1 626 000

Fishery Resources

fish	Sardine, Anchovy, Mackerel, Perch, Tuna, Shark
molluscs	Cuttlefish
crustaceans	Prawn

Fishing and Unloading Zones	
Artisanal fleet	Kerala, Maharashtra, Tamil Nadu
	West Bayal, Goa,
Structure of the fleet (number of units, % motorized,...)	
Artisanal fleet	205 000
Industrial fleet	32 000
Total	
Employment	
Artisanal fishermen	5 600 000
Industrial fishermen	
Total fishermen	
Women	2 000 000
Sale, Process, Transport...	
Total (at ground and at sea)	10 000 000
Marketing and Distribution	
Number of firms	
Exportations (in US \$)	1 000 000
Importations (in US \$)	nil
Organization	
Name	National Fishworker's Forum
	NFF
Date of creation	1978
Number of Members	200 000 families
Objectives	To protect the resource and the communities
Problems	Depletion of resource, Pollution, Foreign Fishing Vessel
History	

MALAYSIA



General Presentation

Population	23 200 000
Density (in hab/km ²)	70
GDP per capita (1997)	2 400
Fish Production (in tons) (inland + marine)	1 127 000
Employment of the fish sector (fishery, sale...)	
Consumption of fish / hab / year (in kg)	36,5

Geography

Area (in sq.km)	330 000
Length of coastline (in km)	4 700
Water area (in sq.km)	1 200
Exclusive Economic Zone (sq. km)	550 000

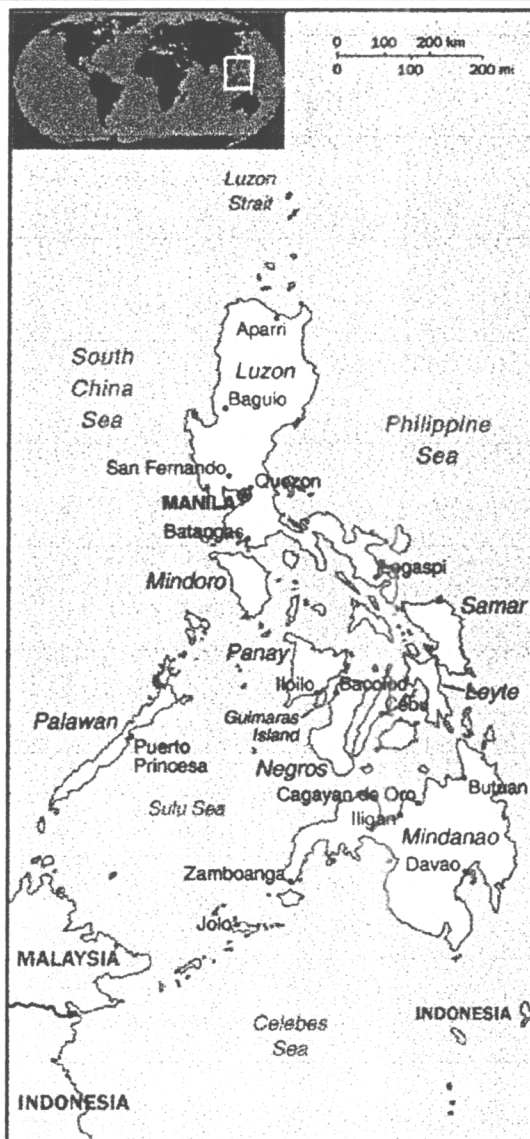
Fishery Resources

fish	
molluscs	
crustaceans	

Fishing and Unloading Zones	
Artisanal fleet	Perak, Selangor, Pahang
Industrial fleet	
Structure of the fleet (number of units, % motorized, ...)	
Artisanal fleet	
Industrial fleet	
Total	
Employment	
Artisanal fishermen	
Industrial fishermen	
Total fishermen	90 000
Women	
Sale, Process, Transport...	
Total (at ground and at sea)	
Marketing and Distribution	
Number of firms	7
Exportations (in US \$)	20 280 000
Importations (in US \$)	145 700 000
Organization	
Name	Penang Inshore Fisherman Welfare Association
Date of creation	
Number of Members	
Objectives	
Problems	
History	

Fishing and Unloading Zones	
Artisanal fleet	Karachi, Gwadar
Industrial fleet	
Structure of the fleet (number of units, % motorized,...)	
Artisanal fleet	
Industrial fleet	
Total	
Employment	
Artisanal fishermen	32 500
Industrial fishermen	
Total fishermen	
Women	
Sale, Process, Transport...	
Total (at ground and at sea)	
Marketing and Distribution	
Number of firms	
Exportations (in US \$)	
Importations (in US \$)	
Organization	
Name	Fishing Community Network
Date of creation	
Number of Members	
Objectives	
Problems	
History	

FILIPINAS



General Presentation

Population	77 725 000
Density (in hab/km ²)	260
GDP per capita (1997)	705
Fish Production (in tons) (inland + marine)	
Employment of the fish sector (fishery, sale...)	
Consumption of fish / hab / year (in kg)	

Geography

Area (in sq.km)	300 000
Length of coastline (in km)	36 300
Water area (in sq.km)	1 830
Exclusive Economic Zone (sq. km)	

Fishery Resources

fish
molluscs
crustaceans

Fishing and Unloading Zones

Artisanal fleet
Industrial fleet

Structure of the fleet (number of units, % motorized, ...)

Artisanal fleet
Industrial fleet
Total

Employment

Artisanal fishermen
Industrial fishermen
Total fishermen
Women
Sale, Process, Transport...
Total (at ground and at sea)

Marketing and Distribution

Number of firms
Exportations (in US \$)
Importations (in US \$)

Organization

Name
Date of creation
Number of Members
Objectives
Problems

Bigkis Lakas Filipinas

History

SRI LANKA



General Presentation

Population	19 000 000
Density (in hab/km ²)	290
GDP per capita (1997)	880
Fish Production (in tons) (inland + marine)	250 000
Employment of the fish sector (fishery, sale...)	1 000 000
Consumption of fish / hab / year (in kg)	17

Geography

Area (in sq.km)	65 610
Length of coastline (in km)	1 770
Water area (in sq.km)	16 400
Exclusive Economic Zone (sq. km)	233 000

Fishery Resources

fish	Tuna, Shark, Sardine, Herring, Mackerel
molluscs	Octopus, Sea Cucumbers, Squid
crustaceans	Crab, Lobster, Prawn+B31, Mud Crab

Fishing and Unloading Zones	
Artisanal fleet	Puttlam, Jaffna, Mannar, Chilaw, Trincomalee
Industrial fleet	Negombo, Galle, Beruwala, Matara
Structure of the fleet (number of units, % motorized, ...)	
Artisanal fleet	26 600 (47 % motorized)
Industrial fleet	2 000
Total	
Employment	
Artisanal fishermen	88 000
Industrial fishermen	
Total fishermen	
Women	
Sale, Process, Transport...	800 000
Total (at ground and at sea)	1 000 000
Marketing and Distribution	
Number of firms	
Exportations (in US \$)	
Importations (in US \$)	
Organization	
Name	National Fisheries Solidarity Movement
	NAFSO
Date of creation	1993
Number of Members	6 500
Objectives	Poverty alleviation and food security
	Safeguard of National Resources
Problems	
History	

EUROPE

SPAIN



General Presentation

Population	40 000 000
Density (in hab/km ²)	78
GDP per capita (1997)	12 620
Fish Production (in tons) (inland and marine)	1 110 000
Employment of the fish sector (fishery, sale...)	120 000
Consumption of fish / hab / year (in kg)	28,6

Geography

Area (in sq.km)	505 000
Length of coastline (in km)	5 000
Water area (in sq.km)	5 350
Exclusive Economic Zone (sq. km)	

Fishery Resources

fish	Sardine, Tuna, Mackerel, Anchovy, Hake
molluscs	Mussel
crustaceans	

Fishing and Unloading Zones	
Artisanal fleet	
Industrial fleet	
Structure of the fleet (number of units, % motorized,...)	
Artisanal fleet	13 000
Industrial fleet	5 000
Total	
Employment	
Artisanal fishermen	60 000
Industrial fishermen	29 000
Total fishermen	
Women	
Sale, Process, Transport...	
Total (at ground and at sea)	120 000
Marketing and Distribution	
Number of firms	670
Exportations (in US \$)	3 052 200 000
Importations (in US \$)	1 320 000 000
Organization	
Name	
Date of creation	
Number of Members	
Objectives	
Problems	
History	

FRANCE



General Presentation

Population	60 000 000
Density (in hab/km ²)	110
GDP per capita (1997)	21 000
Fish Production (in tons) (inland and marine)	600 000
Employment of the fish sector (fishery, sale...)	100 000
Consumption of fish / hab / year (in kg)	26

Geography

Area (in sq.km)	550 000
Length of coastline (in km)	3 430
Water area (in sq.km)	1 400
Exclusive Economic Zone (sq. km)	

Fishery Resources

fish	Anglerfish, French Sole, Cod, Anchovy, Hake
molluscs	Scallop
crustaceans	Dublin Bay Prawn

Fishing and Unloading Zones

Artisanal fleet	Pays Bigouden and Vendéen
Industrial fleet	Boulogne, Lorient, Concarneau

Structure of the fleet (number of units, % motorized, ...)

Artisanal fleet	8 100
Industrial fleet	300
Total	8 400

Employment

Artisanal fishermen	10 000
Industrial fishermen	6 500
Total fishermen	16 500
Women	
Sale, Process, Transport...	62 000
Total (at ground and at sea)	100 000

Marketing and Distribution

Number of firms	520
Exportations (in US \$)	6 200 000 000
Importations (in US \$)	20 000 000 000

Organization

Name	Branche Française du Forum Mondial
Date of creation	1999
Number of Members	30 members, 10 organizations
Objectives	To represent the Fishworkers and fish harvesters
Problems	

History

ICELAND



General Presentation

Population	272 000
Density (in hab/km ²)	3
GDP per capita (1997)	25 000
Fish Production (in tons) (inland and marine)	2 200 000
Employment of the fish sector (fishery, sale...)	10 000
Consumption of fish / hab / year (in kg)	90

Geography

Area (in sq.km)	103 000
Length of coastline (in km)	6 000
Water area (in sq.km)	1 000
Exclusive Economic Zone (sq. km)	738 000

Fishery Resources

fish	Herring, Capelin, Cod, Haddock, Anglerfish
molluscs	
crustaceans	Dublin Bay Prawn, Prawn

Fishing and Unloading Zones

Artisanal fleet	Akranes, Slykkisholmur, Patreksfjord
Industrial fleet	

Structure of the fleet (number of units, % motorized, ...)

Artisanal fleet	1 500
Industrial fleet	350
Total	

Employment

Artisanal fishermen	2 000
Industrial fishermen	
Total fishermen	
Women	4 000
Sale, Process, Transport...	
Total (at ground and at sea)	11 000

Marketing and Distribution

Number of firms	
Exportations (in US \$)	
Importations (in US \$)	

Organization

Name	National Association of Small boat Owners
	NASBO
Date of creation	
Number of Members	2 000
Objectives	
Problems	

History

NORWAY



General Presentation

Population	4 420 000
Density (in hab/km ²)	11
GDP per capita (1997)	25 000
Fish Production (in tons) (inland and marine)	3 000 000
Employment of the fish sector (fishery, sale...)	
Consumption of fish / hab / year (in kg)	18

Geography

Area (in sq.km)	387 000
Length of coastline (in km)	22 000
Water area (in sq.km)	16 360
Exclusive Economic Zone (sq. km)	

Fishery Resources

fish	Herring, Sprat, Blue Whiting, Norway Pout, Cod
molluscs	
crustaceans	

Fishing and Unloading Zones	
Artisanal fleet	Rogaland, More og Romsdal, Finnmark
Industrial fleet	
Structure of the fleet (number of units, % motorized, ...)	
Artisanal fleet	4 786
Industrial fleet	
Total	13 645
Employment	
Artisanal fishermen	
Industrial fishermen	
Total fishermen	
Women	
Sale, Process, Transport...	
Total (at ground and at sea)	
Marketing and Distribution	
Number of firms	
Exportations (in US \$)	3 263 000 000
Importations (in US \$)	441 610 000
Organization	
Name	Norwegian Coastal Fishermen's Union
Date of creation	
Number of Members	
Objectives	
Problems	
History	

UNITED KINGDOM



General Presentation

Population	59 000 000
Density (in hab/km ²)	240
GDP per capita (1997)	16 930
Fish Production (in tons) (inland and marine)	923 000
Employment of the fish sector (fishery, sale...)	
Consumption of fish / hab / year (in kg)	7,4

Geography

Area (in sq.km)	244 820
Length of coastline (in km)	16 000
Water area (in sq.km)	3 230
Exclusive Economic Zone (sq. km)	725 000

Fishery Resources

fish	Haddock, Anglerfish, Saithe, Whiting, Cod
molluscs	Scallop, Queen Scallop
crustaceans	Dublin Bay Prawn

Fishing and Unloading Zones

Artisanal fleet	Peterhead, Lerwick, Ullapool
Industrial fleet	

Structure of the fleet (number of units, % motorized,...)

Artisanal fleet	6 000
Industrial fleet	2 250
Total	8 250

Employment

Artisanal fishermen	
Industrial fishermen	
Total fishermen	
Women	
Sale, Process, Transport...	21 500
Total (at ground and at sea)	

Marketing and Distribution

Number of firms	1 100
Exportations (in US \$)	1 063 600 000
Importations (in US \$)	1 805 400 000

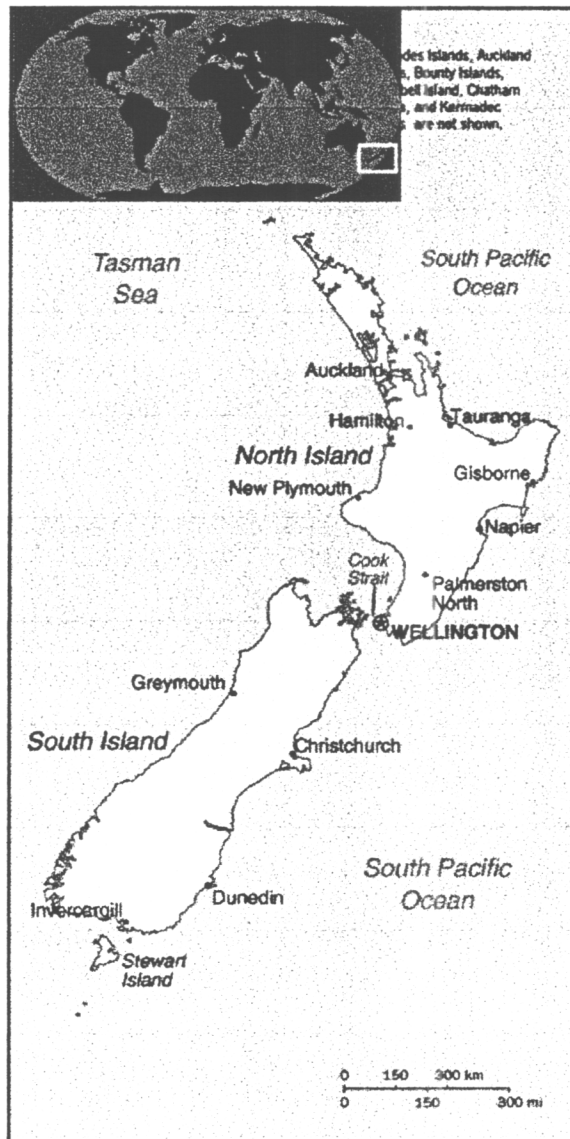
Organization

Name	South Devon and Channel Shellfishermen SDCS
Date of creation	
Number of Members	
Objectives	
Problems	

History

OCEANIA

NEW ZEALAND



General Presentation	
Population	3 625 500
Density (in hab/km ²)	13,5
GDP per capita (1997)	13 000
Fish Production (in tons) (inland + Marine)	773 400
Employment of the fish sector (fishery, sale...)	10 200
Consumption of fish / hab / year (in kg)	
Geography	
Area (in sq.km)	268 700
Length of coastline (in km)	15 100
Water area (in sq.km)	
Exclusive Economic Zone (sq. km)	2 160 000

Fishery Resources

fish	Hoki, Horse mackerel, Grouper, Ling
molluscs	Squid
crustaceans	Rock Lobster

Fishing and Unloading Zones

Artisanal fleet	
Industrial fleet	

Structure of the fleet (number of units, % motorized,...)

Artisanal fleet	
Industrial fleet	
Total	2 090

Employment

Artisanal fishermen	
Industrial fishermen	
Total Fishermen	4 000
Women	
Sale, Process, Transport...	5 720
Total (at ground and at sea)	

Marketing and Distribution

Number of firms	380
Exportations (in US \$)	
Importations (in US \$)	

Organization

Name	Rongomaiwahine Trust Inc.
Date of creation	
Number of Members	
Objectives	
Problems	

History
